

FamilyFun

Halloween | Bat Boy Costume

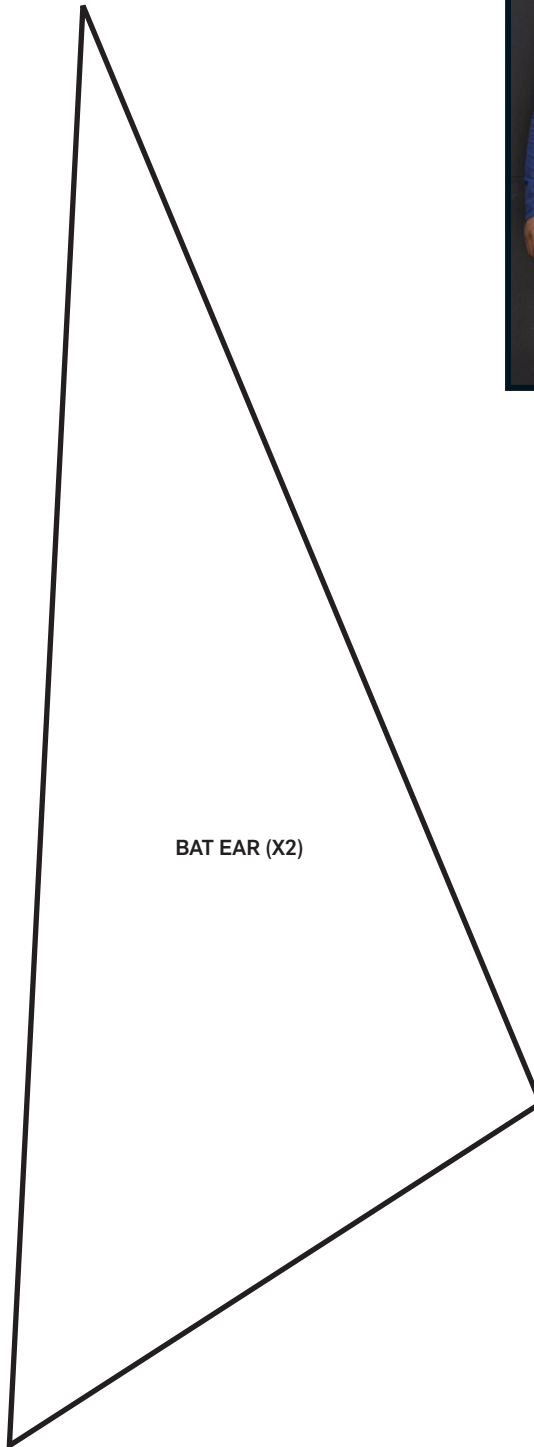
BAT BOY

WEAR Baseball jersey, socks, and sneakers

MAKE Ears, wings, and pants

WHAT TO DO

1. Trace the ear templates onto **felt**. **Hot-glue** to a **hat** (an adult's job).
2. If desired, print the Transylvania Bats template onto **transfer paper**; iron it to the jersey as instructed (an adult's job).
3. For each wing: Measure your child's sleeve from armpit to cuff. Cut a 2-foot-long piece of **fabric** to the arm length. Fold the fabric in half widthwise and pin. **Pin** the wing template onto the fabric and adjust as necessary to fit your child's sleeve length. Trace, then cut out through both layers. Glue or pin the folded edge to the sleeve; let dry.
4. **Paint** stripes onto **sweatpants**; let dry.

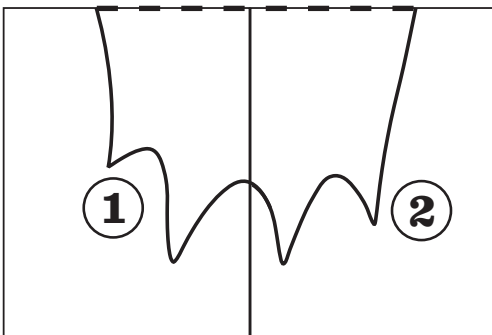


PLACE ON FOLDED EDGE OF FABRIC

1

BAT WINGS (X2)

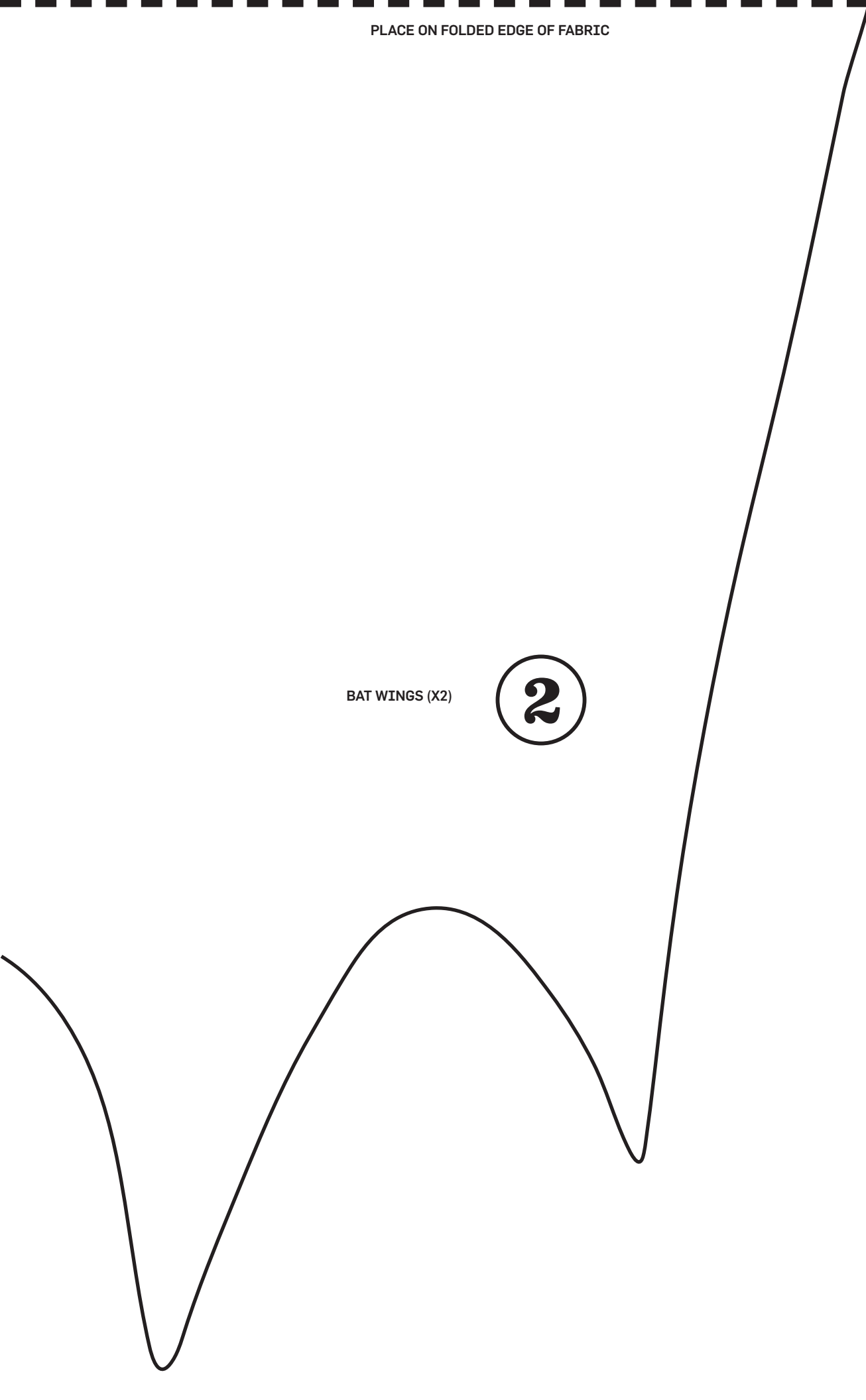
PLACE
ON FOLDED
EDGE



PLACE ON FOLDED EDGE OF FABRIC

BAT WINGS (X2)

2



Tricky Turn

Bats

